UK Wallball

Product Catalogue

Walls, Qualifications & Set-up packages

Introduction

This booklet aims to give an overview of court options for your school, club or community.

Remember to get wallball going costs nothing.

“Any ball, any wall, any time”

After that start layering thing on, adapting to the space that you have, to make your club more successful.

If you have any questions or need advice, or if you want to show us what you’re up to so we can spread the news, don’t hesitate to contact us - just tweet us:

@ukwallball #1wallforall

Contents

Courts……..4

Qualifications……..14

Appendix 1 – more examples……17

Appendix 2 – other products……19

Contact Us……..22

Courts

Regulation Wallball Court Dimensions

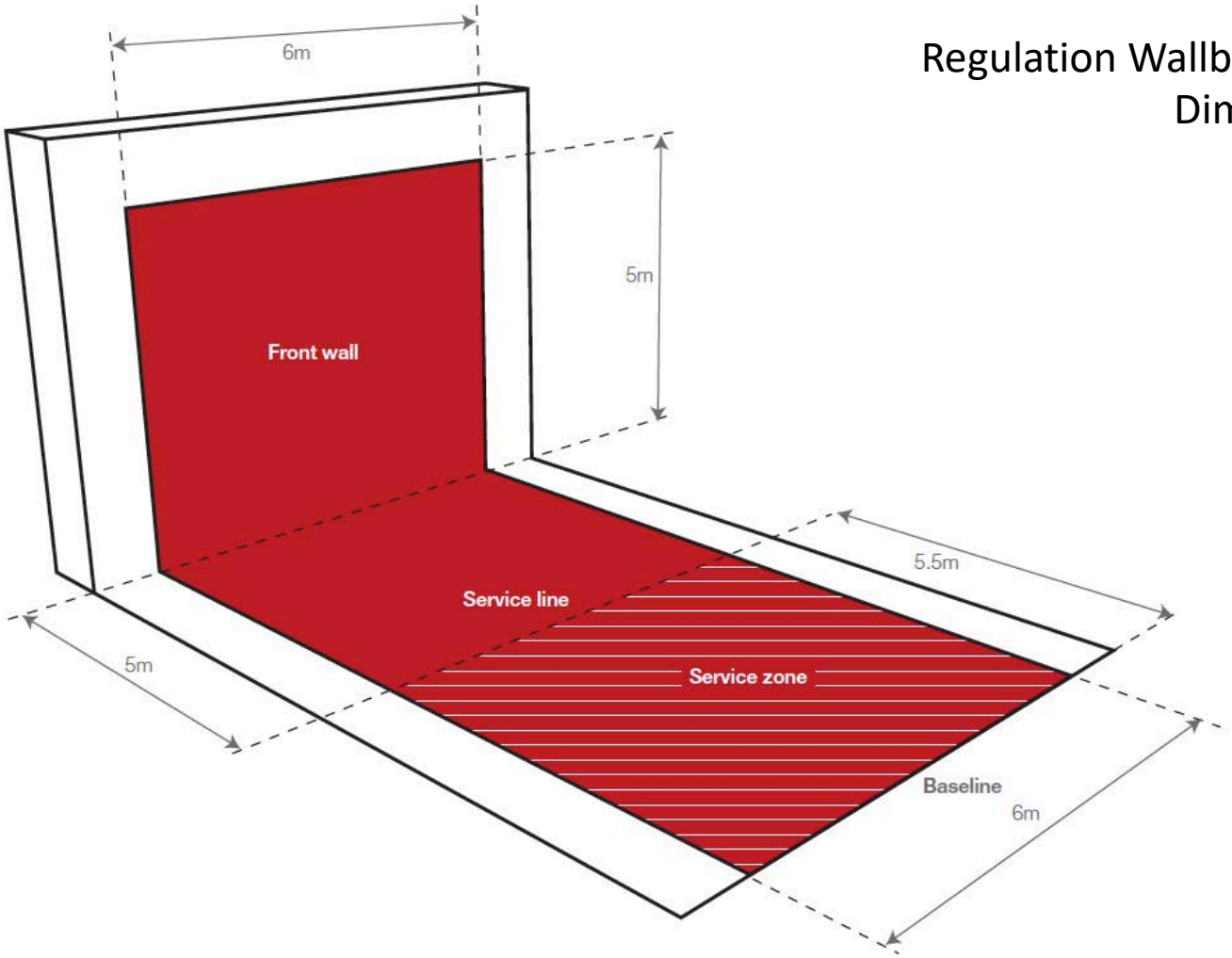

This is a regulation sized wallball court. It's quite big! We know that many venues won't be able to accommodate this – at least not in the first instance. The beauty of Wallball is that you can adapt the court size to the space you *do* have.

Having a regulation court opens up options for hosting events, such as International Opens, etc. but if you just want to get going then remember our motto:

ANY WALL, ANY BALL, ANY TIME

Courts

Get started today!

DIY Court

Cost: ~£0

Get going right away with a DIY Court. All you need is a wall and you're good to go. Get some chalk, paint or, like in this photo, masking tape.

Here we've marked a court on the wall and the floor with tape. We used this court for the UK Nationals Beginners' Grade. We've used similar courts in dozens of schools.

You'll get the odd uneven bounce but that doesn't matter. Adapt it to the space you've got and perhaps use pipes/existing cracks in the walls as boundaries as well.

Main Features:

- Essentially free
- Adapt the size to the space you've got available
- What you need: tape/chalk/paint
- Great for the playground
- Great for a temporary court
- Great for getting started

Courts

Existing smooth wall?

Marked Court

Cost: ~£50

If you have an existing smooth wall, either outdoors or indoors, you can mark the court up with line marking tape or paint.

The closer the court gets to a regulation size, the more options are opened up in terms of hosting competitions and clubs, etc.

Skirting board may be an issue. To start with you can play over it, but later ideally you'll want to remove the skirting board and create a crisp angle between the wall and the floor.

Main Features:

- Very cheap
- High quality court – either indoors or outdoors
- What you need: paint or heavy duty tape
- Great for schools and clubs
- Just lines = non-obstructive when not in use.
- Great for all levels of the game through to top competition

Courts

Existing rough wall?

Indoor Panel Court

Cost: ~£700 per court + labour

If you want to build a top quality court on a slightly uneven breeze-block or brick wall, then you can simply screw panels into the wall.

At the venue on the left we built four regulation courts. This venue has hosted the UK Open 6 times.

If an individual panel get damaged it can easily be replaced. They can also be decorated easily.

You may have to build out a small frame if there is piping, etc. on the wall. Cost will increase slightly.

10 x panels of standard plywood or MDF will size a regulation court.

Main Features:

- Low cost
- High quality
- What you need: plywood/MDF, paint, line marking tape
- Great for sports halls and community centres
- Safe and non-obstructive
- Easily repaired and decorated

Courts

MUGA/Outdoor Area

Outdoor Court

Cost: ~£1500 per court + labour

MUGAs and are great areas for Wallball and simply add another safe activity to the area without causing obstruction.

Walls are extremely versatile. When not being used for Wallball they can used as a tennis practice wall, target-practice football goal, billboard, etc.

We used to use marine-ply but now recommend a slightly more expensive material called Eco-Sheet. This panel is 100% recycled, easy to paint, easy to cut and is completely weather-proof.

Main Features:

- Relatively low cost
- Adds another activity to an outdoor area
- What you need: panels, scaffold, paint
- Great for the communities and schools
- Perfect for community engagement
- Damaged panels easily re-painted or replaced

Courts

On the move or doing a demo?

Portable Court

Cost: ~£1000-5000 (size dependent)

Portable courts are great for running demos, adding a temporary court to a venue/competition or permanent court that gets stored away after use.

The picture on the left is a full size court, but portable courts can be much smaller, especially if being used for demos.

They are very cost-effective and excellent for demonstrating the sport to a multitude of people. The panels can be branded easily.

Main Features:

- Very versatile
- Great for demonstrating the sport in a variety of spaces
- Requires storage & construction each time
- Excellent high-impact branding
- Highly cost-effective
- Useful for adding additional courts to an event as well

Courts

Standalone outdoor court – option 1

Breeze block & plaster

Cost: ~£8000 per court

Breeze block walls with a strong foundation and a plaster finish to smooth the surface has been a popular choice for walls in Europe.

Walls are solid and make a statement. They are fantastic for playing on and can also be used for high-impact branding space.

Thye are easily decorated and great for competition. Strong plaster may need repairing over time (years).

As always, walls can be used for other activities.

Main Features:

- Simple, bold and effective
- Permanent
- Great for outdoor competition
- Great for engaging the community
- Potential high impact branding/billboard opportunities
- Very high quality

Courts

Standalone outdoor court – option 2



Concrete Court

Cost: ~£15,000 for 2 courts

Wallball has its root in New York City street-culture. New York has over 2,500 courts across the city, free to use all day long by anyone.

The courts are part of the culture now and provide free activity and exercise for anyone, regardless of background.

The courts are weatherproof concrete slabs with strong foundations underground. Again the courts are versatile and can be used for other activities. They can also be decorated.

Main Features:

- Tried and tested over 2,500 times
- Permanent
- 1 court = actually 2 courts. Front and back
- Potential high impact branding/billboard opportunities
- Engages the community, builds a culture
- Perfect for outdoor competition

Courts

The new concept



Shipping Container Court

Cost: ~£7000 for 2 courts

We think this could be the future. 2 x 20ft shipping containers stacked on top of each other = a full size regulation Wallball court. Actually it's two Wallball courts as you can use the front and the back.

The containers will require the sides to panelled to make the walls smooth.

You'll also have loads of indoor space within the containers for storage, an office or even a pop-up cocktail bar!

Main Features:

- Trailblazing outdoor court, recycled and inspiring
- Relatively low cost. 2 courts for the price of 1
- Semi-permanent as they can be moved and transported
- Great for parks and outdoor spaces
- Indoor secure area for a variety of uses
- Petfect courts for community and competition

Qualifications

Coaching

Qualifications

The ethos of Wallball is that we enable you and your team to be able to take Wallball forward yourselves. Of course we will support you through this process but we want to give ownership to schools and communities. Our qualifications are designed to help you and your team get to a level where you are comfortable running fun and informal sessions through to curriculum planning and full-time coaching. See our comparison table for what is available.

Should you wish to hire a coach, however, we can help you with this too.

Refereeing

Our qualifications will also set you up to referee at events. Should you wish to pursue this avenue, UK Wallball will offer refereeing opportunities both in the UK and around the world.

Refereeing is a tremendous way to be involved at the heart of the sport and we whole-heartedly recommend it to people who are keen to take Wallball to the next level.

Coaching is fun and rewarding. It needn't be overly formal either, with Wallball we'll help you galvanise the kids or run an enjoyable social session. You'll be up and running within a day!

Approved Qualifications

Qualifications	Activator	1st4 Sport Level 1	1st4 Sport Level 2
Basics of coaching and playing	●	●	●
Can run social clubs & school sessions	●	●	●
Tailored to you to help things fit into your sessions	●	●	●
Referee at national and international events	X	●	●
Able to run an Activator course	X	●	●
Nationally certified introduction to theoretical and practical coaching	X	●	●
Ability to coach professionally	X	X	●
Price (per person)	**£20**	**£220**	**£390**
Time	3-4 hours	1-2 days	1-2 days

NB we are happy to tailor coaching packages to your specific needs and run. Just get in touch
All prices current as of Jan 2018, subject to change.

Appendix 1
Court examples

Panelled

A small scaffold brings these courts flush with iron girders.

Shepherd's Bush

MUGA

Carpenter's Court next to the Olymp ic Park. EcoSheet court.

Stratford

MUGA

Two courts in Kentish Town.

Kentish Town

Marked Concrete

The oldest in tact wallball court in the UK – in Nelson, Wales.

Wales

DIY

Stoke Newington High School – against the gym walls

Stoke Newington



DIY

Chobham Academy has this outdoor area – perfect Wallball court!

Stratford



Portable

The temporary courts erected each year for the 3-WallBall World Championships

Las Vegas

DIY - Squash

Any wall – you can play on a squash court if you like!

Squash Courts

DIY

Paint & a wall

Nepal

Portable

Dutch Open – extra 2 courts

Holland

Marked Indoor

Smooth walls = marked wallball court. Used for Irish Open

Ireland

Concrete

New construction

Ecuador

Concrete

NYC meccas – this is Coney Island where there are 14 courts

New York

Marked Outdoor

UCL Academy in London – 2 outdoor courts for break time

Swiss Cottage

Panelled

Construction of panel courts in Kent

Gravesham

Portable

Giant Lego Wall. Great for primary schools.

UK

Appendix 2
Other Products

Wallball Products

All on the UK Wallball Online Shop

Balls

Gloves

Lesson Plans

Wallball in a Box

Contact Us

UK Wallball

Website: www.ukwallball.co.uk

Shop: www.ukwallball.co.uk/shop

E-mail: admin@ukwallball.co.uk

Social Media: @ukwallball

Please feel free to contact us about courts, products, coaching or general enquiries. We will get back to you as soon as we can. If you'd like to sign up to our bi-monthly mailing list that will update you on what we've been doing, then head on over to our website, which also has lots more information about Wallball and upcoming events.

UK Wallball

www.ukwallball.co.uk

Twitter | Facebook | YouTube

@ukwallball

© UK Wallball Association Ltd. 2018