



# Product Catalogue

## Introduction

This booklet aims to give an overview of the products and services available through UK Wallball. You will find information about courts and construction options, launch packages and some handy tips and treats.

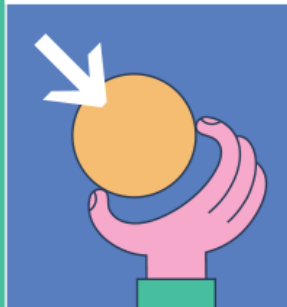
We find it is useful to quote ballpark figures for the various options – please note these are only estimates and normally the cost will vary depending on existing infrastructure and whether or not you need hired labour. We're happy to input and offer advice at any step along the way.

**We also have our own construction team and can sort you out immediately if you want us to do it for you!**

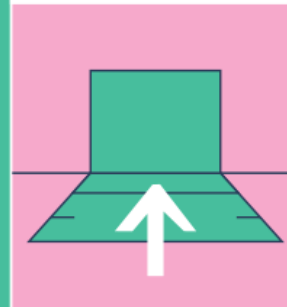
Launch packages for schools and clubs can easily be tailored to your needs as well, so just get in touch.

# WALLBALL

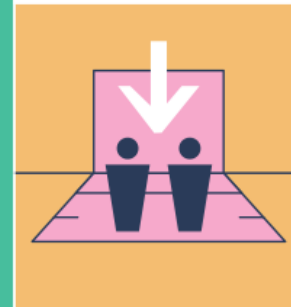
## THE BALL



## THE WALL

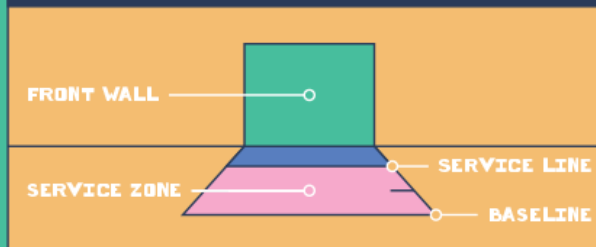


## AND YOU



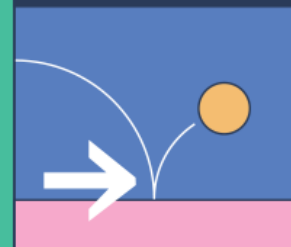
## STEP 1: SERVE

Stand at the service line. Bounce the ball and whack it at the front wall. It must rebound to land after the service line in the back half of the court.



## STEP 2: BOUNCES

The ball can only bounce once. Hit it back with either hand.



## STEP 3: RALLY

Take turns to hit the ball to the wall. It can land anywhere in the court.



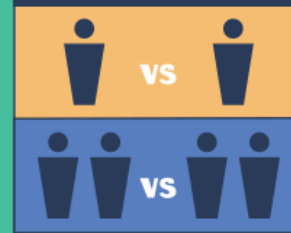
## STEP 4: POINTS

Whoever wins the rally wins the point! The winner keeps serving.



## STEP 5: PLAY!

Now you're ready to play! You can play either singles or doubles.



**WATCH  
MORE→**



**UKWALLBALL.CO.UK**  
**TAG US IN YOUR  
GAMES @UKWALLBALL**







## Contents

Courts.....4

Qualifications.....16

Starter Packs.....19

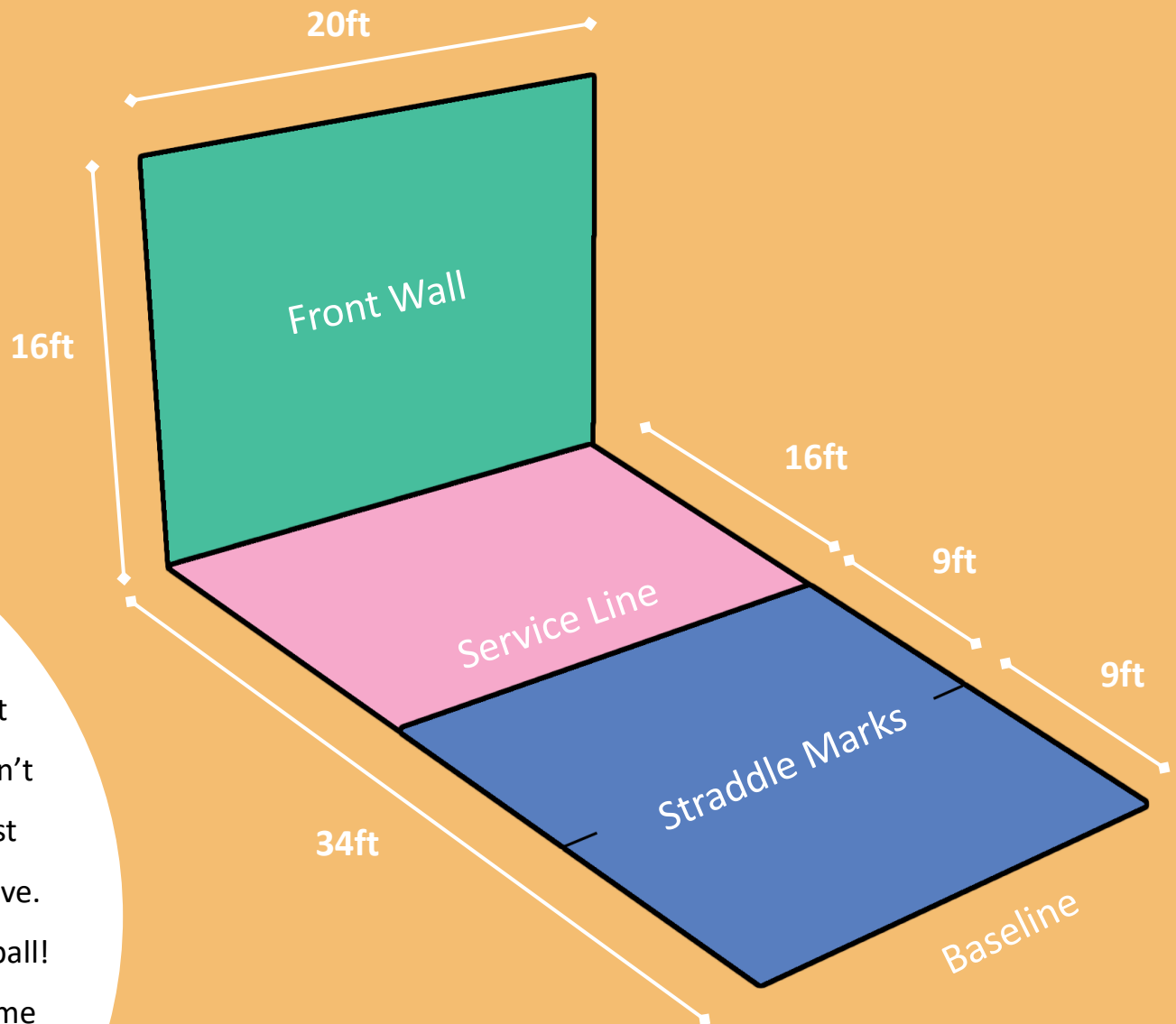
Appendix 1 – more examples.....21

Contact Us.....24



**Courts**

# Official Court Size



## Top Tip

### ADAPT YOUR WALL!

We know the official court size is pretty big. If you can't fit one in, don't worry! Just adapt to the space you have. That's the beauty of Wallball! Any Wall, Any Ball, Any Time

# Courts

**Get started today!**



**Main Features:**

**Any Wall**

**Cost: £0**

That's right. Any wall. Your door, the garage, the wall at school. Flip your table on its side, take down that "no ball games allowed" sign. Get going immediately.

When we say "any wall", we mean it!

Free

Anywhere – adapt it to whatever size you like

What you need: nothing!

Play anywhere

With anyone

And tag us @ukwallball in your games on your coolest wall



# Courts

## Get started today!



### Main Features:

## DIY Court

### Cost: ~£5

Get going right away with a DIY Court. All you need is a wall and you're good to go. Get some chalk, paint or, like in this photo, masking tape.

Here we've marked a court on the wall and the floor with tape. These ladies marked the court in 2 minutes flat.

You'll get the odd uneven bounce but that doesn't matter. You'll often adapt these courts to the space you have available. They don't need to be full size!

Essentially free

Adapt the size to the space you've got available

What you need: tape/chalk/paint


Great for the playground

Great for a temporary court

Great for getting started

# Courts

## Upgrade your DIY court?



### Main Features:

## Painted Court

**Cost: ~£30**

Fancy making that outdoor wall look a bit more pro? Then turn temporary into permanent with some paint.

You can even use a white wall like this as a blank canvas for arty kids to do their own murals on, or just keep it a solid colour for awesome photos!

Very cheap

Looks more official and demarcates it from other games

What you need: a 5L tin of masonry paint

Great for playgrounds

A potentially awesome street-art project

Super easy!



# Courts

## Existing smooth wall?



### Main Features:

## Line Marked Court

**Cost: ~£30**

If you have an existing smooth wall, either outdoors or indoors, you can mark the court up with line marking tape or painted lines.

The closer the court gets to a regulation size, the more options are opened up in terms of hosting competitions and clubs, etc.

Skirting board may be an issue. To start with you can play over it, but later ideally you'll want to remove the skirting board and create a crisp angle between the wall and the floor.

Very cheap

High quality court – either indoors or outdoors

What you need: paint or 2 rolls of line marking tape

Great for schools and clubs

Just lines = non-obstructive when not in use.

Great for all levels of the game through to top competition

# Courts

## Existing rough wall?



### Main Features:

## Indoor Panel Court

### Cost: starts ~£800 per court + labour

If you want to build a top quality court on a slightly uneven breeze-block or brick wall, then you can simply create a frame, screw that to the wall and then screw panels on top of that for a nice flat playing surface.

If an individual panel get damaged it can easily be replaced. They can also be decorated easily.

2 rows of 5 sheets of wood = the exact dimensions of a court.

Relatively low cost

High quality

What you need: 10 sheets 12mm ply/MDF + frame + tape

Great for sports halls and community centres


Safe and non-obstructive

Easily repaired and decorated



# Courts

## MUGA/Outdoor Area



### Main Features:

## Outdoor Court

**Cost: starts ~£1500 per court + labour**

MUGAs and are great areas for Wallball. The floors are already there and you just build onto the existing fence. Walls are extremely versatile. When not being used for Wallball they can be used as a tennis practice wall, target-practice football goal, billboard, etc.

As this is outdoors you should use marine plywood or a plastic composite sheet. Courts like the one on the left can also be printed with an anti-graffiti vinyl for awesome looking designs.

Relatively low cost for an outdoor sport.

Looks absolutely outstanding!

What you need: weatherproof materials, paint

Great for the communities and schools

Perfect for community engagement

Think of these as giant billboards – great for branding!



# Courts

## On the move or doing a demo?



### Main Features:

## Portable Court

**Cost: ~£1000-5000** (size dependent)

Portable courts are great for running demos, adding a temporary court to a venue/competition or permanent court that gets stored away after use.

The picture on the left is a full size court, but portable courts can be much smaller, depending on needs.

They are very cost-effective and excellent for for pop up demos, conferences and exhibition matches at cool events.

Very versatile

Great for demonstrating the sport in a variety of spaces

Requires storage & construction each time

Excellent high-impact branding

Highly cost-effective

Useful for adding additional courts to an event as well

# Courts

## Standalone outdoor court – option 1



### Main Features:

## Breeze block & plaster

### Cost: ~£8000 per court

Breeze block walls with a strong foundation and a plaster finish to smooth the surface has been a popular choice for walls in Europe.

Walls are solid and make a statement. They are fantastic for playing on and can also be used for high-impact branding space.

They are easily decorated and great for competition. Strong plaster may need repairing over time (years).

As always, walls can be used for other activities.

Simple, bold and effective

Permanent

Great for outdoor competition

Great for engaging the community

Potential high impact branding/billboard opportunities

Very high quality



# Courts

## Standalone outdoor court – option 2



### Main Features:

## Concrete Court

**Cost: ~£15,000 for 2 courts**

Wallball has its root in New York City street-culture. New York has over 2,500 courts across the city, free to use all day long by anyone.

The courts are part of the culture now and provide free activity and exercise for anyone, regardless of background.

The courts are weatherproof concrete slabs with strong foundations underground. Again the courts are versatile and can be used for other activities. They can also be decorated.

Tried and tested over 2,500 times

Permanent

1 court = actually 2 courts. Front and back

Potential high impact branding/billboard opportunities

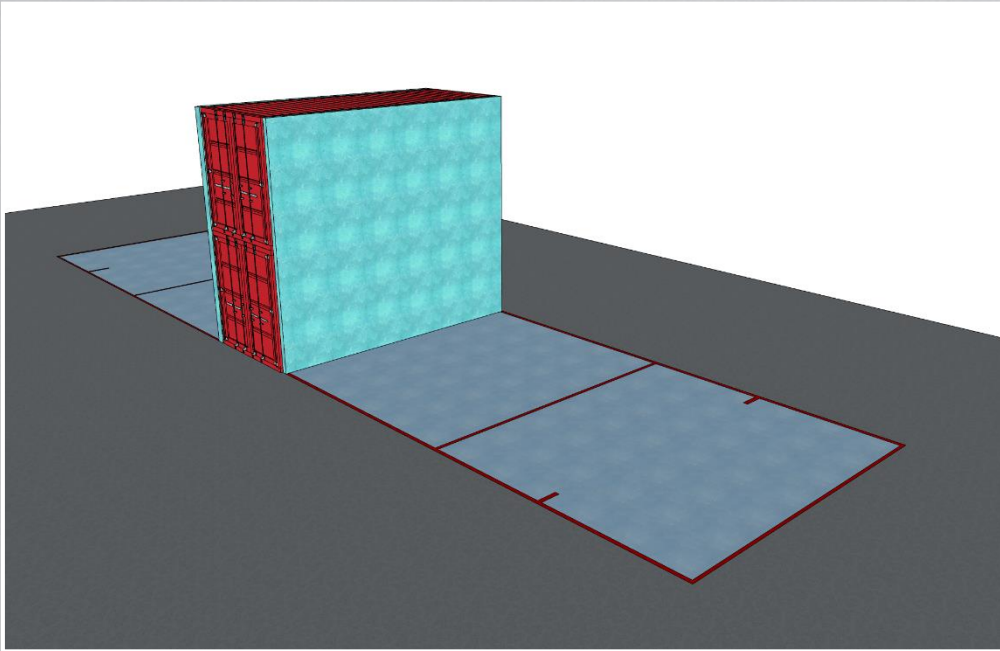
Engages the community, builds a culture

Perfect for outdoor competition



# Courts

## The new concept



### Main Features:

## Shipping Container Court

### Cost: ~£9000 for 2 courts

We think this could be the future. 2 x 20ft shipping containers stacked on top of each other = a full size regulation Wallball court. Actually it's two Wallball courts as you can use the front and the back.

The containers will require the sides to be panelled to make the walls smooth.

You'll also have loads of indoor space within the containers for storage, an office or even a pop-up cocktail bar!

Trailblazing outdoor court, recycled and inspiring

Relatively low cost. 2 courts for the price of 1

Semi-permanent as they can be moved and transported

Great for parks and outdoor spaces

Indoor secure area for a variety of uses

Perfect courts for community and competition



# **Qualifications**

# Coaching

## Qualifications

The ethos of Wallball is that we enable you and your team to be able to take Wallball forward yourselves as easily as possible. To that end our Online Activator is **FREE!**

Our qualifications are designed to help you and your team get to a level where you are comfortable running fun and informal sessions through to curriculum planning and full-time coaching.

**What's more we've moved all our qualifications ONLINE!**

You can do them at your own leisure, though we can always come and train you in person as well 😊

## Refereeing

Our qualifications will also set you up to referee at events. Should you wish to pursue this avenue, UK Wallball will offer refereeing opportunities both in the UK and around the world.

Refereeing is a tremendous way to be involved at the heart of the sport and we whole-heartedly recommend it to people who are keen to take Wallball to the next level.

Coaching is fun and rewarding. It needn't be overly formal either, with Wallball we'll help you galvanise the kids or run an enjoyable social session. You'll be up and running within a day!





# Approved Qualifications

Qualifications	Activator	Advanced Coach	1 <sup>st</sup> 4 Sport Level 1	1 <sup>st</sup> 4 Sport Level 2
Basics of coaching and playing	●	●	●	●
Can run social clubs & school sessions	●	●	●	●
Can write own programmes & lesson plans	X	●	●	●
Referee at national and international events	X	●	●	●
Able to run an Activator course	X	●	●	●
Endorsed by UK Wallball for paid coaching	X	●	●	●
Nationally recognised introduction to theoretical and practical coaching	X	X	X	●
	<b>Price</b>	<b>FREE!!</b>	<b>£30</b>	<b>£220</b>
	<b>Time</b>	<b>1 hour</b>	<b>5 hours</b>	<b>2 days</b>

If you want to do the UK Wallball Activator or Advanced Coach courses just head to our website – [ukwallball.co.uk](http://ukwallball.co.uk) and go to ‘coaching’.



# **School Starter Kits**

**\*easily modified for your needs – just get in touch if you need something else.**

# Starter Packs For Schools



## Level 1 – starter kit

- 20 Wallballs
- Activity Cards
- 1 Masterclass (meeting) [virtual if outside London]
- Info and help with DIY courts

£99



## Level 2 – school set up

- 20 Wallballs
- Activity Cards
- Lesson plans
- 1 Masterclass (meeting) [virtual if outside London]
- Posters and line markings

£299



## Level 3 – school launch

- 30 Wallballs
- 10 pairs of gloves
- Activity Cards & Lesson plans
- Activator course in-house
- School assembly (with possible Team GB attendance)
- Posters and line markings

£499



An abstract graphic featuring a large red circle at the top left, a thick red swoosh that curves across the middle, and a dark red teardrop shape at the bottom right.

# **Appendix 1**

## **Court examples**



### Panelled

A small scaffold brings these courts flush with iron girders.

Shepherd's Bush



### MUGA

Carpenter's Court next to the Olympic Park. EcoSheet court.

Stratford



### MUGA

Two courts in Kentish Town.

Kentish Town



### Marked Concrete

The oldest in tact wallball court in the UK – in Nelson, Wales.

Wales



### DIY

Stoke Newington High School – against the gym walls

Stoke Newington



### DIY

Chobham Academy has this outdoor area – perfect Wallball court!

Stratford



### Portable

The temporary courts erected each year for the 3-WallBall World Championships

Las Vegas



### DIY - Squash

Any wall – you can play on a squash court if you like!

Squash Courts



### DIY

Paint & a wall

Nepal



### Portable

Dutch Open – extra 2 courts

Holland



### Marked Indoor

Smooth walls = marked wallball court. Used for Irish Open

Ireland



### Concrete

New construction

Ecuador



### Concrete

NYC meccas – this is Coney Island where there are 14 courts

New York



### Marked Outdoor

UCL Academy in London – 2 outdoor courts for break time

Swiss Cottage



### Panelled

Construction of panel courts in Kent

Gravesham



### Marked

Tennis practice wall and wallball court

Mexico



# Contact Us



**Website:** [ukwallball.co.uk](http://ukwallball.co.uk)

**Equipment Purchase:** UK Wallball or Decathlon

**E-mail:** [dan.thackeray@ukwallball.co.uk](mailto:dan.thackeray@ukwallball.co.uk)

**Twitter, Fb, Insta, YouTube:** [@ukwallball](#)

If you can't find what you're looking for on our website or want to tailor a Wallball launch specifically for your facility, just get in touch and we'll get right back to you 😊

Any Wall, Any Ball, Any Time #WallballTime