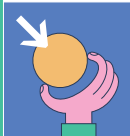
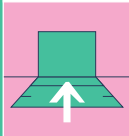


WALLBALL

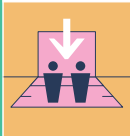
THE BALL



THE WALL



AND YOU



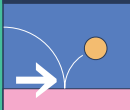
STEP 1: SERVE

Stand at the service line. Bounce the ball and whack it at the front wall. It must rebound to land after the service line in the back half of the court.



STEP 2: BOUNCES

The ball can **only bounce once**. Hit it back with either hand.



STEP 3: RALLY

Take turns to hit the ball to the wall. It can land **anywhere** in the court.



STEP 4: POINTS

Whoever wins the rally **wins the point!**
The winner keeps serving.



STEP 5: PLAY!

Now you're ready to play! You can play either singles or doubles.



WATCH
MORE →



UKWALLBALL.CO.UK

TAG US IN YOUR
GAMES @UKWALLBALL



UK Wallball